


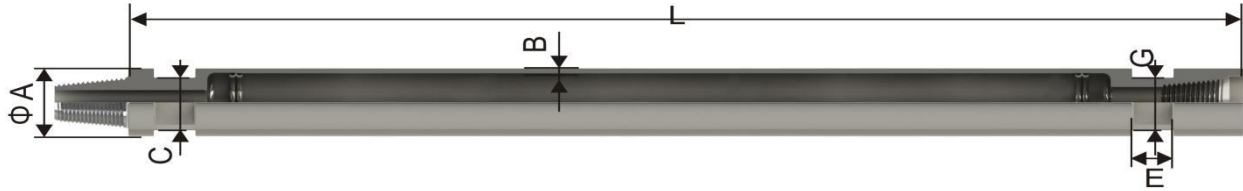
GSE DTH Drill Pipes

Guizhou Sinodrills Equipment Co.,LTD.



GSE Drill pipe


Standard DTH drill pipes



mm	mm	mm	mm	Joints connection
OD A	Wall thickness B	Effective length L	Wrench flat C/G	Pin-Box
76	5.5	1000/1500/2000 3000	57/65	2 3/8" REG
76	6.5	1000/1500/3000 4000/5000/6000	65	2 3/8" REG
89	5.5	1000/1500/2000 3000	65	2 3/8" REG, 2 3/8" IF
89	6.5	1000/1500/2000 3000/4500/6000	65	2 3/8" REG, 2 3/8" IF
102	6.5	1500/2000/3000 4000/5000/6000	75/83	2 7/8" REG
102	8.5	1500/2000/3000 4000/5000/6000	75/83	2 7/8" REG
114	6.5	1000/1500/2000 3000/4500/6000	89/95	3 1/2" REG, 2 7/8" IF, 3 1/2" IF
114	8.5	1500/2000/3000 4000/5000/6000	89/95	3 1/2" REG, 2 7/8" IF, 3 1/2" IF
127	10	3000/4000/5000 6000/8100/9140	89	3 1/2" REG, 4 1/2" REG,
127	19	3000/4000/5000 6000/8100/9140	89	3 1/2" REG, 4 1/2" REG,
140	11	3000/4000/5000 6000/8100/9140 10670	114	4 1/2" REG,
140	19	3000/4000/5000 6000/8100/9140 10670	114	4 1/2" REG,

GSE Drill pipe

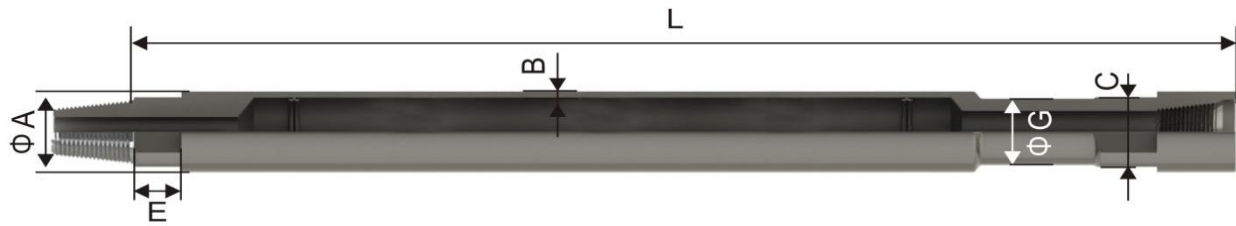
Atlas Copco-Ingersoll Rand T4 IRT4



(mm)	(mm)	(mm)	(mm)	(mm)	(mm)	Connection
Diameter A	Wall B	Length L	Wrench Flat E	Recess Dia. G	Across Hex M	Thread
102	8.38	6350	89	89	95	2 7/8" REG
102	8.38	7620	89	89	95	2 7/8" REG
114	8.56	6350	89	102	86	3 1/2" REG
114	8.56	6350	89	102	86	2 7/8" IF
114	8.56	7620	89	102	86	3 1/2" REG
114	8.56	7620	89	102	86	2 7/8" IF
114	12.70	7620	89	102	86	3 1/2" REG
114	19.05	6350	89	102	86	3 1/2" REG
114	19.05	7620	89	102	86	3 1/2" REG
127	9.19	6350	89	102	89	3 1/2" REG
127	9.19	7620	89	102	89	3 1/2" REG
127	12.70	6350	89	102	89	3 1/2" REG
127	19.05	7620	89	102	89	3 1/2" REG
127	12.70	6350	89	102	89	3 1/2" REG
127	12.70	7620	89	102	89	3 1/2" REG
140	12.70	6350	89	127	86	3 1/2" Beco
140	12.70	7620	89	127	86	3 1/2" Beco
140	12.70	6350	89	127	86	4FH
140	12.70	7620	89	127	86	4FH
140	19.05	6350	89	127	86	3 1/2" Beco
140	19.05	7620	89	127	86	3 1/2" Beco
140	19.05	6350	89	127	86	4FH
140	19.05	7620	89	127	86	4FH

GSE Drill pipe


Schramm Carousel style



mm	mm	mm	mm	mm	mm	Connection
OD A	Wall B	Length L	Across Flat C	Flat Length E	Recess Dia.G	Thread
89	9.35	6096	82	70	70	2 ³ / ₈ "IF
89	8.56	6096	98	57	89	3 ¹ / ₂ " REG
89	8.56	7620	98	57	89	2 ⁷ / ₈ "IF
89	8.56	7620	98	57	89	3 ¹ / ₂ " REG
89	8.56	7620	98	57	89	2 ⁷ / ₈ "IF

GSE Drill pipe

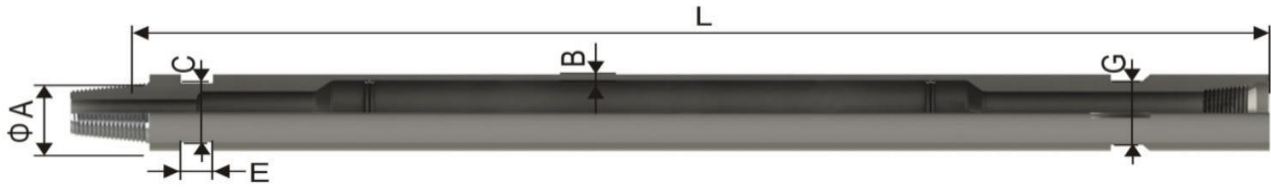
Schramm T64 Style



mm	mm	mm	mm	mm	mm	Thread
OD A	Wall B	Length L	Across Flat C	Flat Length E	Dist From Shoulder G	Connection
114	8.5	6000	98	51	95	3 ¹ / ₂ " REG
114	8.5	6000	45	51	57	3 ¹ / ₂ " REG

GSE Drill pipe

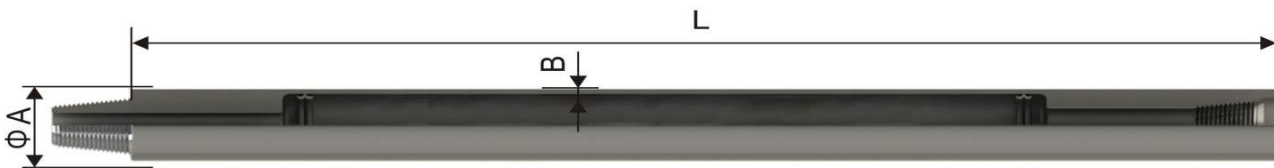
Drill Pipe for CP650



mm	mm	mm	mm	mm	mm	Connection
OD A	Wall B	Length L	Across Flat C	Flat Length E	Dist From Shoulder G	Thread
114	8.56	6096	95	38	152	3 1/2" REG
114	8.56	6096	95	38	152	3 1/2" REG

GSE Drill pipe

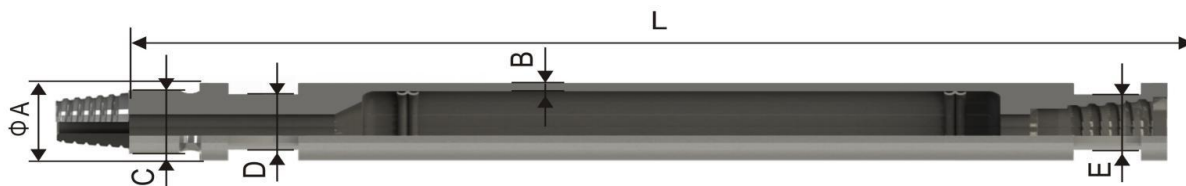
Atlas Copco Roc F6/L6/L8



(mm)	(mm)	(mm)	(mm)	(mm)	(mm)	Connection
OD A	Wall B	Length L	Across Flat C	Flat Length E	Across Flat G	Thread
76	6.3	4000	---	---	---	2 3/8" REG
76	6.3	5000	---	---	---	2 3/8" REG
89	6.3	4000	---	---	---	2 3/8" REG
89	6.3	5000	---	---	---	2 3/8" REG
89	6.3	6000	---	---	---	2 3/8" REG
89	8.8	6000	---	---	---	2 3/8" REG
102	6.3	4000	---	---	---	2 7/8" REG
102	6.3	5000	---	---	---	2 7/8" REG
102	6.3	6000	---	---	---	2 7/8" REG
114	6.3	6000	---	---	---	3 1/2" REG
114	8.8	6000	---	---	---	3 1/2" REG
114	8.8	6000	---	---	---	4 1/2" REG

GSE Drill pipe

Drill pipes for CM(CM760/780)



mm	mm	mm	mm	mm	mm	Connection
OD A	Wall B	Length L	Across Flat C	Flat Length D	Across Flat E	thread
102	8.5	4400	86	76	76	2 1/2"Z, 3 1/2" REG
102	8.5	5000	86	76	76	2 1/2"Z, 3 1/2" REG

GSE Drill pipe


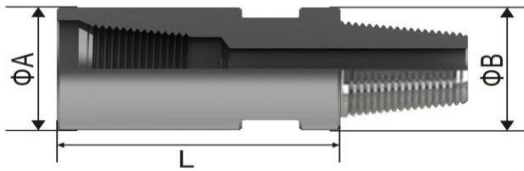
Drill pipes for Sandvik/Driltech D25/D40K



(mm)	(mm)	(mm)	(mm)	(mm)	(mm)	Connection
OD A	Wall B	Length L	Across Flat C	Flat Length E	Across Flat G	thread
89	8.00	6096	70	317.5	83	2 3/8"IF
114	8.56	6096	76	317.5	102	3 1/2"REG
114	8.56	6096	76	317.5	102	2 7/8"IF
114	8.56	7620	76	317.5	102	3 1/2"REG
114	8.56	7620	76	317.5	102	2 7/8"IF
114	8.56	9144	76	317.5	102	3 1/2"REG
114	12.7	7620	76	317.5	102	3 1/2"REG
114	12.7	9144	76	317.5	102	3 1/2"REG
114	19.05	7620	76	317.5	102	3 1/2"REG
127	12.7	7620	76	317.5	102	3 1/2"REG
127	12.7	9144	76	317.5	102	3 1/2"REG
127	19.05	9144	76	317.5	102	3 1/2"REG
127	19.05	7625	76	317.5	117	3 1/2"Beco
140	19.05	7625	76	317.5	117	3 1/2"Beco
140	19.05	9144	76	317.5	117	3 1/2"Beco

GSE Adapters

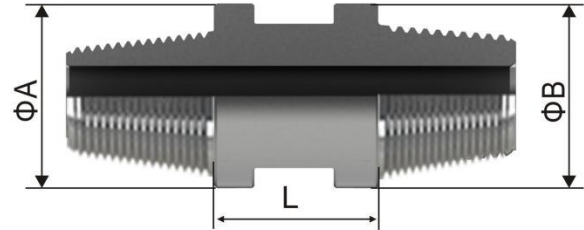
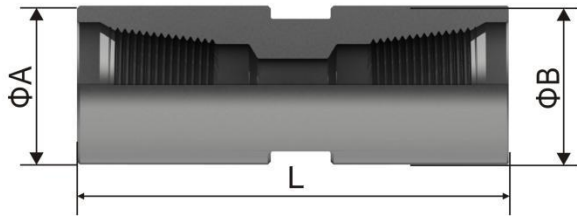
BOX-PIN adapters



API Threads		Wrench flats (mm)	Length (mm)	Dia.(mm)		Weight (kg)	Part NO.
Box	Pin			A	B		
2 3/8" REG	2 3/8" REG	65	140	77	77	4.0	A2-1010-140065
2 3/8" REG	2 3/8" REG	65	140	90	90	5.5	A2-1010-140065-A
2 3/8" REG	2 3/8" IF	65	144	90	90	5.5	A2-1011-140065
2 3/8" REG	2 7/8" REG	65	130	95	95	8.0	A2-1020-130065
2 3/8" REG	3 1/2" REG	95	120	90	102	10.5	A2-1030-120095
2 3/8" IF	2 3/8" REG	65	164	90	90	6.8	A2-1110-164065
2 7/8" REG	2 3/8" REG	65	154	90	90	6.5	A2-2011-154065
2 7/8" REG	3 1/2" REG	95	120	90	105	11	A2-2030-120095
3 1/2" REG	2 3/8" REG	95	219	115	90	12.5	A2-3010-219095
3 1/2" REG	2 3/8" IF	95	160	115	115	10.5	A2-3011-160095
3 1/2" REG	2 7/8" REG	95	160	115	115	10.8	A2-3020-160095
3 1/2" REG	2 7/8" IF	95	160	115	115	10.8	A2-3021-160095
3 1/2" REG	3 1/2" REG	95	160	115	115	10.5	A2-3030-160095
3 1/2" REG	4 1/2" REG	120	132	115	146	16.0	A2-3040-132120
4 1/2" REG	3 1/2" REG	95	235	146	115	17.0	A2-4030-235095
F48	F42	40	203	59	59	4.6	A2-7060-203040
F48	F48	40	203	59	59	5.0	A2-7070-203040
F48	2 " REG	40	203	59	59	5.2	A2-7080-203040

6

GSE Adapters BOX-BOX adapters PIN-PN Adapters



API Threads		Wrench flats	Length	Dia.(mm)		Weight	Part N O.
Box/Box	Pin/Pin	(mm)	(mm)	A	B	(kg)	
2 3/8" REG- 2 3/8" REG	---	65	200	77	77	4.5	A1-1010-200065
2 3/8" REG- 2 3/8" REG	---	65	200	90	90	5.8	A1-1010-200065-A
2 3/8" REG- 2 3/8" IF	---	65	220	90	90	6.0	A1-1011-220065
2 3/8" REG- 2 7/8" REG	---	65	225	90	90	6.2	A1-1020-225065
2 3/8" REG- 2 7/8" IF	---	65	220	90	90	6.0	A1-1021-220065
2 3/8" IF- 3 1/2" REG	---	95	210	90	115	10.5	A1-1130-210095
2 3/8" IF- 2 3/8" IF	---	65	230	90	90	6.2	A1-1111-230095
2 3/8" IF- 6 1/2" REG	---	171	260	180	114	21.0	A1-1160-260171
2 3/8" IF- 7 1/2" REG	---	180	270	205	120	28.2	A1-1170-270180
3 1/2" REG- 2 3/8" IF	---	95	200	115	90	9.0	A1-3011-200095
3 1/2" REG- 2 7/8" REG	---	95	230	115	90	10.0	A1-3020-230095
3 1/2" REG- 2 7/8" IF	---	95	220	115	115	10.0	A1-3021-220095
3 1/2" REG- 3 1/2" REG	---	95	220	115	115	10.5	A1-3030-220095
3 1/2" REG- 4 1/2" REG	---	120	240	115	146	18.0	A1-3040-240120
---	2 3/8" REG- 2 3/8" REG	65	70	90	90	5.0	A1-1010-070065
---	2 3/8" REG- 3 1/2" REG	95	97	90	115	9.0	A1-1030-097095
---	3 1/2" REG- 3 1/2" REG	95	90	115	115	10.0	A1-3030-090095

GSE Wrenches

Wrenches for drill pipe



B		
Wrench flats	B	Part No.
28		BS1-025
40		BS1-040
57		BS1-057
65		BS1-065
75		BS1-075
95		BS1-095
102		BS1-102
120		BS1-120
140		BS1-140

B		
Wrench flats	B	Part No.
40		BS2-040
57		BS2-057
65		BS2-065
75		BS2-075
95		BS2-095
102		BS2-102
120		BS2-120

8



We drill in 82 countries



guizhou sinodrills equipment Co.,Ltd

Add:16F xiongjun International Building,Weiqing road,Guiyang,550003,guizhou,china

Tel:+86 851 868 007 38/868 212 68/868 216 28

E-mail:sales@sinodrills.com

www.sinodrills.com